

Glaro

Price List PL9-b

— EFFECTIVE JANUARY 1, 2009 —
List Prices for Catalog FL8

The Full Line Price List



Index

Ash Receptacles	5 - 9	Recycling Receptacles.....	8
Bellman Carts	3 - 4	Safety Products	13 - 14
Coat Hanging Solutions	17 - 18	Sign Displays	16
Condo Carts.....	4	Smoker's Posts	5
Crowd Control Systems	10 - 15	Stock and Custom Printed Sign Panels	14
Directories.....	17	Umbrella Stands	9
Drop Boxes	18	Utility Carts	3 - 4
Finishes.....	2	Wall Mounted Coat Racks.....	17
Multi Purpose Tilted Displays	16	Wastebaskets.....	9
Planters	18	Waste Receptacles.....	5 - 9
Rail Systems	15	Wipe Off Displays & Markers.....	16

Since 1945, Manufacturers of Distinctive Products for Hotels, Institutions & Public Places



GLARO-PRODUCTS.COM

PO Box 1657, Matthews, North Carolina 28106

QUICK SHIP →

Toll Free: 888-512-1850

Tel: 832-476-4560

Fax: 631-240-9698

Email: Sales@Glaro-Products.com

Web: www.Glaro-Products.com

Glaro Metal & Designer Powder Coat Finishes

CATALOG PAGES 2

ALL METAL FINISHES

For Indoor / Outdoor Use.



SA

Satin Aluminum



BE

Satin Brass

SATIN ALUMINUM (SA)

Aluminum, surface ground, fine satin polished with a high temperature clear bake powder coating. For Indoor / Outdoor Use.

SATIN BRASS (BE)

A tarnish proof brass tinted epoxy based finish, is baked on over satin aluminum. For Indoor/Outdoor Use.

For Indoor Use Only



MB

Mirror Brass



MC

Mirror Chrome

MIRROR CHROME (MC)

Mirror polished, chrome plated steel. For indoor use. **Only available on select items.**

MIRROR BRASS (MB)

Mirror polished brass plated steel with a lacquer coating. For indoor use. **Only available on select items.**

Not All Finishes are Available on All Products.

DESIGNER POWDER COAT FINISHES

High Temperature Baked Powder Coating available in 27 Designer Colors.

TEXTURED

For Indoor / Outdoor Use.

SMOOTH


For Indoor / Outdoor Use.

27 Designer Powder Coat Finishes



BV

Bronze Vein



SV

Silver Vein



NK

Nickel



CV

Copper Vein



BM

Blue Marble



DS

Desert Stone



SM

Silver Metallic



GT

Granite



PW

Pewter



GM

Green Marble



LB

Light Bronze



AC

Aged Copper

CB

Copper Bronze



HG

Hunter Green



BY

Burgundy



EB

Espresso Brown



SD

Statuary Bronze



SY

Safety Yellow



BL

Midnight Blue



TC

Terra Cotta



SG

Slate Grey



BK

Satin Black



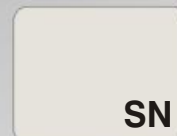
HGB

High Gloss Black



WH

White




SN

Sand



TP

Taupe



GR

Gray

NOTE: The printed colors shown may vary from the actual colors. Real color samples are available upon request.

Bellman Carts

Premium Six Wheel Bellman Carts

CATALOG PAGES 4 - 5



Item	Description	Standard 8" Wheels	No. of Wheels	Clothes Hooks	Rod	Ht	Deck Lnth	Overall Lnth	Wd	Wt	All Satin Aluminum (SA)	Satin Brass (BE) Designer Finishes (*)
PREMIUM BELLMAN CARTS, 1 1/2" Diameter Tubing												
6600	Premium 6 Wheel Bellman Cart	Pneumatic	6	8		71"	48"	49"	25"	112 lbs	\$2,428.00	\$2,587.00
OPTIONS												
CR2	Removable Side Containment Rails - Set of 4									2 lbs	\$121.00	\$121.00
Locking Wheels are also available, please inquire. *Specify Designer Finish from page 2 When Ordering.												
To Order Please Specify: 1) Item Number, 2) Frame Finish Code, 3) Carpet Color Code, 4) Black (BK) or Grey (GR) Wheels and Bumper Available Carpet Colors: (BY) Burgundy, (BK) Black, (GR) Gray, (BN) Brown, (BL) Blue, (HG) Green, (BG) Beige												

Premium Ball Top Bellman Carts

NEW! CALL FOR DETAILS



Item	Description	Standard 8" Wheels	No. of Wheels	Clothes Rod	Ht	Deck Lnth	Overall Lnth	Wd	Wt	All Satin Aluminum (SA)	Satin Brass (BE) Designer Finishes (*)	Mirror Brass (MB)	
PREMIUM BELLMAN CARTS, 2" Diameter Tubing													
8868	Premium Ball Top Bellman Cart	Pneumatic	6	1	75"	48"	49"	25"	112 lbs	\$2,150.00	\$2,290.00	CALL	
8848	Premium Ball Top Bellman Cart	Pneumatic	4	1	75"	48"	49"	25"	95 lbs	\$2,080.00	\$2,210.00	CALL	
8840	Premium Ball Top Bellman Cart	Pneumatic	4	1	75"	40"	41"	25"	90 lbs	\$2,010.00	\$2,150.00	CALL	
PREMIUM BELLMAN CARTS, 1 1/2" Diameter Tubing													
8768	Premium Ball Top Bellman Cart	Pneumatic	6	1	75"	48"	49"	25"	112 lbs	\$2,100.00	\$2,240.00	—	
8748	Premium Ball Top Bellman Cart	Pneumatic	4	1	75"	48"	49"	25"	95 lbs	\$2,030.00	\$2,170.00	—	
8740	Premium Ball Top Bellman Cart	Pneumatic	4	1	75"	40"	41"	25"	90 lbs	\$1,970.00	\$2,110.00	—	
7768	Premium Ball Top Bellman Cart	Solid Rubber	6	1	75"	48"	49"	25"	112 lbs	\$2,030.00	\$2,170.00	—	
7748	Premium Ball Top Bellman Cart	Solid Rubber	4	1	75"	48"	49"	25"	95 lbs	\$1,960.00	\$2,100.00	—	
7740	Premium Ball Top Bellman Cart	Solid Rubber	4	1	75"	40"	41"	25"	90 lbs	\$1,900.00	\$2,040.00	—	
7735	Premium Ball Top Bellman Cart	Solid Rubber	4	1	75"	35"	36"	25"	85 lbs	\$1,840.00	\$1,980.00	—	
OPTIONS													
CR2	Removable Side Containment Rails - Set of 4									2 lbs	\$121.00	\$121.00	CALL
PW4	Optional Pneumatic Wheels - Set of 4									32 lbs	\$ 71.00	\$ 71.00	—
PW6	Optional Pneumatic Wheels - Set of 6									45 lbs	\$ 108.00	\$ 108.00	—
SRW4	Optional Solid Rubber Wheels - Set of 4									32 lbs	\$ N/C	\$ N/C	N/C
SRW6	Optional Solid Rubber Wheels - Set of 6									45 lbs	\$ N/C	\$ N/C	N/C
Locking Wheels are also available, please inquire. *Specify Designer Finish from page 2 When Ordering.													
To Order Please Specify: 1) Item Number, 2) Frame Finish Code, 3) Carpet Color Code, 4) Black (BK) or Grey (GR) Wheels and Bumper Available Carpet Colors: (BY) Burgundy, (BK) Black, (GR) Gray, (BN) Brown, (BL) Blue, (HG) Green, *(BG) Beige - *(8800 and 8700 Series Only)													

Deluxe Four Wheel Bellman & Utility Carts

CATALOG PAGES 6 - 7



Item	Description	Standard 8" Wheels	No. of Wheels	Clothes Hooks	Rod	Ht	Deck Lnth	Overall Lnth	Wd	Wt	All Satin Aluminum (SA)	Satin Brass (BE) Designer Finishes (*)
DELUXE BELLMAN CARTS, 1 1/2" Diameter Tubing												
5500	Bellman Cart	Pneumatic	4	8		71"	40"	41"	25"	94 lbs	\$1,799.00	\$1,963.00
6500	Bellman Cart	Solid Rubber	4	0		71"	48"	49"	25"	94 lbs	\$1,783.00	\$1,946.00
6400	Bellman Cart	Solid Rubber	4	0		71"	40"	41"	25"	89 lbs	\$1,716.00	\$1,880.00
DELUXE UTILITY CARTS, 1 1/2" Diameter Tubing												
6300	Utility Cart, 1 Handle, 1 Support	Solid Rubber	4	0		42"	49"	50"	25"	84 lbs	\$1,584.00	\$1,716.00
6301	Utility Cart, 1 Handle, 1 Support	Solid Rubber	4	0		42"	41"	42"	25"	79 lbs	\$1,501.00	\$1,609.00
6302	Utility Cart, 2 Handle	Solid Rubber	4	0		42"	49"	50"	25"	85 lbs	\$1,584.00	\$1,716.00
6304	Utility Cart, 2 Handle	Solid Rubber	4	0		42"	41"	42"	25"	82 lbs	\$1,501.00	\$1,609.00
OPTIONS												
CR2	Side Containment Rails - Set of 4									2 lbs	\$ 121.00	\$ 121.00
PW4	Optional Pneumatic Wheels - Set of 4									32 lbs	\$ 71.00	\$ 71.00
Locking Wheels are also available, please inquire. *Specify Designer Color Finish from page 2 When Ordering.												
To Order Please Specify: 1) Item Number, 2) Frame Finish Code, 3) Carpet Color Code, 4) Black (BK) or Grey (GR) Wheels and Bumper Available Carpet Colors: (BY) Burgundy, (BK) Black, (GR) Gray, (BN) Brown, (BL) Blue, (HG) Green, (BG) Beige												

Deluxe Four & Six Wheel Bellman Carts

NEW! CALL FOR DETAILS



Item	Description	Standard 8" Wheels	No. of Wheels	Clothes Rod	Ht	Deck Lnth	Overall Lnth	Wd	Wt	All Satin Aluminum (SA)	Satin Brass (BE) Designer Finishes (*)	
DELUXE BELLMAN CARTS, 1 1/2" Diameter Tubing												
3368	Bellman Cart	Solid Rubber	6	1	73"	48"	49"	25"	94 lbs	\$1,790.00	\$1,930.00	
3348	Bellman Cart	Solid Rubber	4	1	73"	48"	49"	25"	94 lbs	\$1,720.00	\$1,860.00	
3340	Bellman Cart	Solid Rubber	4	1	73"	40"	41"	25"	94 lbs	\$1,660.00	\$1,800.00	
3335	Bellman Cart	Solid Rubber	4	1	73"	35"	36"	25"	89 lbs	\$1,600.00	\$1,740.00	
OPTIONS												
CR2	Removable Side Containment Rails - Set of 4									2 lbs	\$121.00	\$121.00
PW4	Optional Pneumatic Wheels - Set of 4									32 lbs	\$ 71.00	\$ 71.00
PW6	Optional Pneumatic Wheels - Set of 6									45 lbs	\$ 108.00	\$ 108.00
Locking Wheels are also available, please inquire. *Specify Designer Color Finish from page 2 When Ordering.												
To Order Please Specify: 1) Item Number, 2) Frame Finish Code, 3) Carpet Color Code, 4) Black (BK) or Grey (GR) Wheels and Bumper Available Carpet Colors: (BY) Burgundy, (BK) Black, (GR) Gray, (BN) Brown, (BL) Blue, (HG) Green												

Bellman Carts

High Roller Bellman Carts

CATALOG PAGES 8 - 9



Item	Description	Standard 8" Wheels	No. of Wheels	Clothes Hooks	No. of Hooks	Deck Ht	Overall Lnth	Overall Lnth	Wd	Wt	All Satin Aluminum (SA)	Satin Brass (BE) Designer Finishes (*)
HIGH ROLLER BELLMAN CARTS, 1 1/2" Diameter Tubing												
7648	High Roller 6 Wheel Bellman Cart	Hard Rubber	6	8	8	75"	48"	49"	25"	112 lbs	\$2,497.00	\$2,654.00
7448	High Roller 4 Wheel Bellman Cart	Hard Rubber	4	8	8	75"	48"	49"	25"	94 lbs	\$1,895.00	\$2,058.00
7440	High Roller 4 Wheel Bellman Cart	Hard Rubber	4	8	8	75"	40"	41"	25"	89 lbs	\$1,828.00	\$1,991.00

OPTIONS

CR2	Removable Side Containment Rails - Set of 4									2 lbs	\$ 121.00	\$ 121.00
PW4	Optional Pneumatic Wheels - Set of 4 for Models 7448 & 7440									32 lbs	\$ 71.00	\$ 71.00
PW6	Optional Pneumatic Wheels - Set of 6 for Model 7648									45 lbs	\$ 108.00	\$ 108.00

Locking Wheels are also available, please inquire.

*Specify Designer Finish from page 2 When Ordering.

To Order Please Specify:

1) Item Number, 2) Frame Finish Code, 3) Carpet Color Code, 4) Black (BK) or Grey (GR) Wheels and Bumper

Available Carpet Colors: (BY) Burgundy, (BK) Black, (GR) Gray, (BN) Brown, (BL) Blue, (HG) Green, (BG) Beige

Value Bellman & Utility Carts

CATALOG PAGES 10 - 11



Item	Description	Standard 8" Wheels	No. of Wheels	Clothes Hooks	No. of Hooks	Deck Ht	Overall Lnth	Overall Lnth	Wd	Wt	All Satin Aluminum (SA)	Satin Brass (BE) Designer Finishes (*)
VALUE BELLMAN CARTS - 4 Wheels, 1" Diameter Tubing												
6148	Four Wheel Bellman Cart	Solid Rubber	4	2	2	71"	48"	48"	25"	80 lbs	\$1,009.00	\$1,070.00
6140	Four Wheel Bellman Cart	Solid Rubber	4	2	2	71"	40"	40"	25"	76 lbs	\$ 930.00	\$ 990.00
6135	Four Wheel Bellman Cart	Solid Rubber	4	2	2	71"	35"	35"	25"	73 lbs	\$ 870.00	\$ 930.00

VALUE BELLMAN CARTS - 6 Wheel, 1" Diameter Tubing

6149	Six Wheel Bellman Cart	Solid Rubber	6	2	2	71"	48"	48"	25"	93 lbs	\$1,063.00	\$1,124.00
------	------------------------	--------------	---	---	---	-----	-----	-----	-----	--------	------------	------------

VALUE UTILITY CARTS, 1" Diameter Tubing

6142	Utility Cart, 2 Handle	Solid Rubber	4	0	0	42"	40"	44"	25"	70 lbs	\$ 775.00	\$ 823.00
6141	Utility Cart, 1 Handle	Solid Rubber	4	0	0	42"	40"	42"	25"	69 lbs	\$ 705.00	\$ 727.00
6132	Utility Cart, 2 Handle	Solid Rubber	4	0	0	42"	35"	39"	25"	67 lbs	\$ 727.00	\$ 775.00
6131	Utility Cart, 1 Handle	Solid Rubber	4	0	0	42"	35"	37"	25"	66 lbs	\$ 656.00	\$ 680.00

OPTIONS

CR3	Removable Value Cart Side Containment Rails - Set of 4									2 lbs	\$ 73.00	\$ 73.00
PW4	Optional Pneumatic Wheels - Set of 4 for All 4 Wheel Models									32 lbs	\$ 71.00	\$ 71.00
PW6	Optional Pneumatic Wheels - Set of 6 for Model 6149									45 lbs	\$ 108.00	\$ 108.00

Locking Wheels are also available, please inquire.

*Specify Designer Finish from page 2 When Ordering.

To Order Please Specify:

1) Item Number, 2) Frame Finish Code, 3) Carpet Color Code, 4) Black (BK) or Grey (GR) Wheels and Bumper

Available Carpet Colors: (BY) Burgundy, (BK) Black, (GR) Gray, (BN) Brown, (BL) Blue, (HG) Green

Condo Carts with Removable Shelves

CATALOG PAGES 12 - 13



Item	Description	Standard 8" Wheels	No. of Wheels	Clothes Hooks	No. of Shelves	Deck Ht	Overall Lnth	Overall Lnth	Wd	Wt	All Satin Aluminum (SA)	Satin Brass (BE) Designer Finishes (*)
HIGH ROLLER CONDO CARTS, 1 1/2" Diameter Tubing												
6648	6 Wheel Condo Cart	Hard Rubber	6	8	2	75"	48"	49"	25"	142 lbs	\$3,056.00	\$3,213.00
6448	4 Wheel Condo Cart	Hard Rubber	4	8	2	75"	48"	49"	25"	129 lbs	\$2,454.00	\$2,617.00
6440	4 Wheel Condo Cart	Hard Rubber	4	8	2	75"	40"	41"	25"	124 lbs	\$2,366.00	\$2,529.00

VALUE CONDO CARTS, 1" Diameter Tubing

5648	6 Wheel Condo Cart	Hard Rubber	6	2	1	71"	48"	49"	25"	104 lbs	\$1,458.00	\$1,645.00
5448	4 Wheel Condo Cart	Hard Rubber	4	2	1	71"	48"	49"	25"	95 lbs	\$1,351.00	\$1,409.00
5440	4 Wheel Condo Cart	Hard Rubber	4	2	1	71"	40"	41"	25"	86 lbs	\$1,265.00	\$1,323.00

OPTIONS

PW4	Optional Pneumatic Wheels - Set of 4, for 4 Wheel Models									32 lbs	\$ 71.00	\$ 71.00
PW6	Optional Pneumatic Wheels - Set of 6, for 6 Wheel Models									45 lbs	\$ 108.00	\$ 108.00

Locking Wheels are also available, please inquire.

*Specify Designer Finish from page 2 When Ordering.

To Order Please Specify:

1) Item Number, 2) Frame Finish Code, 3) Carpet Color Code, 4) Black (BK) or Grey (GR) Wheels and Bumper

Available Carpet Colors: (BY) Burgundy, (BK) Black, (GR) Gray, (BN) Brown, (BL) Blue, (HG) Green

Smoker's Posts

Smoker's Post - Ash Receptacles

CATALOG PAGES 14 - 17



Item	Description	Dia.	Ht.	Wt.	Base	Satin Aluminum (SA)	Satin Brass (BE)	Designer Colors (*)
DELUXE CIGARETTE DISPOSAL UNITS								
4400	Wall Mount	3 1/2"	8"	3 lbs	-	\$121.00	\$121.00	\$121.00
4401	Wall Mount	3 1/2"	12"	3 lbs	-	\$148.00	\$148.00	\$148.00
4402	Wall Mount	3 1/2"	24"	4 lbs	-	\$188.00	\$188.00	\$188.00
4403	Floor Standing	3 1/2"	42"	28 lbs	14"	\$332.00	\$332.00	\$332.00
4404	In-Ground Mount	3 1/2"	42"	8 lbs	-	\$293.00	\$293.00	\$293.00
4405	Table Top	3 1/2"	8"	2 lbs	-	\$108.00	\$108.00	\$108.00
4406	Surface Mount	3 1/2"	42"	7 lbs	-	\$293.00	\$293.00	\$293.00
SC44	Wall Model Security Cable			1 lb		\$ 38.00	\$ 38.00	\$ 38.00

Item	Description	Dia.	Ht.	Wt.	Base	Satin Aluminum (SA)	Satin Brass (BE)	Designer Colors (*)
VALUE CIGARETTE DISPOSAL UNITS								
3400	Wall Mount	3"	6"	1 lbs	-	\$ 96.00	\$ 96.00	\$ 96.00
3401	Wall Mount	3"	12"	1 lbs	-	\$119.00	\$119.00	\$119.00
3402	Wall Mount	3"	24"	2 lbs	-	\$140.00	\$140.00	\$140.00
3403	Floor Standing	3"	43 1/2"	27 lbs	14"	\$211.00	\$211.00	\$211.00
3403ABS	Floor Standing	3"	43 1/2"	27 lbs	14"	\$211.00	\$211.00	\$211.00
3404	In-Ground Mount	3"	43 1/2"	5 lbs	4"	\$180.00	\$180.00	\$180.00
3406	Surface Mount	3"	43 1/2"	5 lbs	4"	\$180.00	\$180.00	\$180.00
3408	Floor Standing	3"	43 1/2"	10 lbs	14"	\$147.00	\$147.00	\$147.00

* Specify Designer Color Finish Code from page 2 when ordering.

Waste Receptacles

The "New Yorker" Satin Aluminum Collection

CATALOG PAGES 20 - 21



Item	Description	Dia	Ht	Wt	Cap	Opening	Price
WASTE RECEPTACLES - All Satin Aluminum							
S1230SA	Dome Top, Self Closing	12"	30"	20 lbs	8 Gal	6"	\$345.00
S1530SA	Dome Top, Self Closing	15"	30"	24 lbs	12 Gal	7"	\$461.00
S1536SA	Dome Top, Self Closing	15"	36"	27 lbs	16 Gal	7"	\$511.00
T1230SA	Open Dome Top	12"	30"	20 lbs	8 Gal	6"	\$320.00
T1530 SA	Open Dome Top	15"	30"	24 lbs	12 Gal	7"	\$442.00
T1536SA	Open Dome Top	15"	36"	27 lbs	16 Gal	7"	\$484.00
F1232SA	Funnel Top	12"	32"	20 lbs	12 Gal	7"	\$294.00
F1533SA	Funnel Top	15"	33"	27 lbs	16 Gal	9"	\$437.00
F2035SA	Funnel Top	20"	35"	42 lbs	33 Gal	12"	\$612.00
F924SA	Funnel Top	9"	23"	11 lbs	6 Gal	7"	\$277.00
TA1232SA	Tip Action Top	12"	32"	20 lbs	12 Gal	7"	\$358.00
TA1533SA	Tip Action Top	15"	33"	28 lbs	16 Gal	9"	\$523.00
TA2035SA	Tip Action Top	20"	35"	42 lbs	33 Gal	12"	\$722.00
C1566SA	Flat Top	15"	31"	25 lbs	10 Gal	6"x10"	\$485.00
C2066SA	Flat Top	20"	31"	40 lbs	17 Gal	6"x10"	\$606.00
H1201SA	Canopy Top	12"	39"	22 lbs	12 Gal	7	\$413.00
H1501SA	Canopy Top	15"	39"	26 lbs	16 Gal	9"	\$569.00
H2001SA	Canopy Top	20"	42"	35 lbs	33 Gal	14"	\$771.00
ASH / TRASH and ASH RECEPTACLES - All Satin Aluminum							
192SA	Sand Cover Ash / Trash	9"	23"	9 lbs	3 Gal	6"	\$251.00
F192SA	Funnel Top Ash / Trash	9"	23"	10 lbs	3 Gal	6"	\$280.00
C1231SA	Sand Cover Ash / Trash	12"	31"	20 lbs	6 Gal	6"x10"	\$419.00
C1531SA	Sand Cover Ash / Trash	15"	31"	25 lbs	10 Gal	6"x10"	\$515.00
C2031SA	Sand Cover Ash / Trash	20"	31"	40 lbs	17 Gal	6"x10"	\$648.00
H1202SA	Canopy Top Ash / Trash	12"	39"	22 lbs	12 Gal	7	\$466.00
H1502SA	Canopy Top Ash / Trash	15"	39"	30 lbs	16 Gal	9"	\$623.00
H2002SA	Canopy Top Ash / Trash	20"	42"	45 lbs	33 Gal	14"	\$825.00
D1533SA	Donut Top Ash / Trash	15"	33"	27 lbs	16 Gal	5"	\$479.00
D2035SA	Donut Top Ash / Trash	20"	35"	42 lbs	33 Gal	8"	\$654.00
923SA	Sand Cover Urn	9"	23"	6 lbs			\$204.00
F923SA	Funnel Cover Urn	9"	23"	9 lbs	3 Gal		\$254.00
523SA	Funnel Cover Urn	5"	23"	15 lbs			\$202.00
4403SA	Smoker's Post / Floor	3 1/2"	42"	28 lbs			\$332.00
WASTEBASKETS - All Satin Aluminum							
66SA	Wastebasket	10"	15"	6 lbs			\$83.00
65SA	Wastebasket	9"	14"	5 lbs			\$63.00
922SA	Wastebasket	9"	23"	6 lbs			\$135.00

PLANTERS - See Page 18 for Complete Series

CUSTOM SILK SCREEN IMPRINTING

SLKSCRN-R	New Screen Set-Up Charge, Per Color	\$232.00
SLKSCRN-AP-R	Application Charge Per Receptacle, Per Color	\$ 18.00

Waste Receptacles

The "Atlantis" Satin Brass Collection

CATALOG PAGES 22 - 23



Item	Description	Dia	Ht	Wt	Cap	Opening	Price	
WASTE RECEPTACLES - All Weather Satin Brass								
S1230BE	Dome Top, Self Closing	12"	30"	20 lbs	8 Gal	6"	\$383.00	
S1530BE	Dome Top, Self Closing	15"	30"	24 lbs	12 Gal	7"	\$482.00	
S1536BE	Dome Top, Self Closing	15"	36"	27 lbs	16 Gal	7"	\$544.00	
T1230BE	Open Dome Top	12"	30"	20 lbs	8 Gal	6"	\$353.00	
T1530 BE	Open Dome Top	15"	30"	24 lbs	12 Gal	7"	\$476.00	
T1536BE	Open Dome Top	15"	36"	27 lbs	16 Gal	7"	\$523.00	
F1232BE	Funnel Top	12"	32"	20 lbs	12 Gal	7"	\$336.00	
F1533BE	Funnel Top	15"	33"	27 lbs	16 Gal	9"	\$468.00	
F2035BE	Funnel Top	20"	35"	42 lbs	33 Gal	12"	\$661.00	
F924BE	Funnel Top	9"	23"	11 lbs	6 Gal	7"	\$298.00	
TA1232BE	Tip Action Top	12"	32"	20 lbs	12 Gal	7"	\$396.00	
TA1533BE	Tip Action Top	15"	33"	28 lbs	16 Gal	9"	\$543.00	
TA2035BE	Tip Action Top	20"	35"	42 lbs	33 Gal	12"	\$753.00	
C1566BE	Flat Top	15"	31"	25 lbs	10 Gal	6"x10"	\$587.00	
C2066BE	Flat Top	20"	31"	40 lbs	17 Gal	6"x10"	\$716.00	
H1201BE	Canopy Top	12"	39"	22 lbs	12 Gal	7	\$453.00	
H1501BE	Canopy Top	15"	39"	26 lbs	16 Gal	9"	\$616.00	
H2001BE	Canopy Top	20"	42"	35 lbs	33 Gal	14"	\$825.00	
ASH / TRASH and ASH RECEPTACLES - All Weather Satin Brass								
192BE	Sand Cover Ash / Trash	9"	23"	9 lbs	3 Gal	6"	\$264.00	
F192BE	Funnel Top Ash / Trash	9"	23"	10 lbs	3 Gal	6"	\$294.00	
C1260BE	Sand Cover Ash / Trash	12"	31"	20 lbs	6 Gal	6"x10"	\$450.00	
C1560BE	Sand Cover Ash / Trash	15"	31"	25 lbs	10 Gal	6"x10"	\$632.00	
C2060BE	Sand Cover Ash / Trash	20"	31"	40 lbs	17 Gal	6"x10"	\$757.00	
H1202BE	Canopy Top Ash / Trash	12"	39"	22 lbs	12 Gal	7	\$505.00	
H1502BE	Canopy Top Ash / Trash	15"	39"	30 lbs	16 Gal	9"	\$670.00	
H2002BE	Canopy Top Ash / Trash	20"	42"	45 lbs	33 Gal	14"	\$878.00	
D1533BE	Donut Top Ash / Trash	15"	33"	27 lbs	16 Gal	5"	\$508.00	
D2035BE	Donut Top Ash / Trash	20"	35"	42 lbs	33 Gal	8"	\$701.00	
923BE	Sand Cover Urn	9"	23"	6 lbs			\$238.00	
F923BE	Funnel Cover Urn	9"	23"	9 lbs	3 Gal		\$288.00	
523BE	Funnel Cover Urn	5"	23"	15 lbs			\$223.00	
4403BE	Smoker's Post / Floor	3 1/2"	42"	28 lbs			\$332.00	
WASTEBASKETS - All Weather Satin Brass								
66BE	Wastebasket	10"	15"	6 lbs			\$83.00	
65BE	Wastebasket	9"	14"	5 lbs			\$63.00	
922BE	Wastebasket	9"	23"	6 lbs			\$135.00	
PLANTERS - See Page 18 for Complete Series								
CUSTOM SILK SCREEN IMPRINTING								
SLKSCRN-R	New Screen Set-Up Charge, Per Color							\$232.00
SLKSCRN-AP-R	Application Charge Per Receptacle, Per Color							\$ 18.00

The "Capri" Banded Collection

CATALOG PAGES 24 - 25



SATIN ALUMINUM with SATIN BRASS BANDS SATIN BRASS with SATIN ALUMINUM BANDS

Satin Aluminum with Satin Brass Bands	Satin Brass with Satin Aluminum Bands	Description	Dia	Ht	Wt	Cap	Opening	Price
WASTE RECEPTACLES - Banded, Satin Finish Collection								
S1234SA	S1234BE	Dome Top, Self Closing	12"	30"	20 lbs	8 Gal	6"	\$454.00
S1534SA	S1534BE	Dome Top, Self Closing	15"	36"	27 lbs	16 Gal	7"	\$657.00
T1234SA	T1234BE	Open Dome Top	12"	30"	20 lbs	8 Gal	6"	\$426.00
T1534SA	T1534BE	Open Dome Top	15"	36"	27 lbs	16 Gal	7"	\$630.00
TA1234SA	TA1234BE	Tip Action Top	12"	32"	20 lbs	12 Gal	7"	\$469.00
TA1534SA	TA1534BE	Tip Action Top	15"	34"	28 lbs	16 Gal	9"	\$647.00
TA2034SA	TA2034BE	Tip Action Top	20"	36"	42 lbs	33 Gal	12"	\$869.00
F1234SA	F1234BE	Funnel Top	12"	32"	20 lbs	12 Gal	7"	\$405.00
F1534SA	F1534BE	Funnel Top	15"	34"	28 lbs	16 Gal	9"	\$579.00
F2034SA	F2034BE	Funnel Top	20"	36"	42 lbs	33 Gal	12"	\$800.00
ASH / TRASH RECEPTACLES - Banded, Satin Finish Collection								
194SA	194BE	Sand Cover	9"	23"	9 lbs	3 Gal	6"	\$378.00
F194SA	F194BE	Funnel Cover	9"	23"	11 lbs	3 Gal	6"	\$404.00
D1534SA	D1534BE	Donut Top	15"	34"	28 lbs	16 Gal	5"	\$621.00
D2034SA	D2034BE	Donut Top	20"	36"	42 lbs	33 Gal	8"	\$840.00

Waste Receptacles

The "Mount Everest" Designer Finish Collection

CATALOG PAGES 26 - 27



DESIGNER POWDER COAT FINISH RECEPTACLES

Satin Aluminum Covers	Satin Brass Covers	Matching Designer Covers	Description	Dia	Ht	Wt	Cap	Opening	Price
WASTE RECEPTACLES - Designer Finish									
S1230*	S1241*	S1251*	Dome Top Self Closing	12"	30"	24 lbs	8 Gal	6"	\$279.00
S1530*	S1540*	S1550*	Dome Top Self Closing	15"	30"	27 lbs	12 Gal	7"	\$374.00
S1536*	S1541*	S1551*	Dome Top Self Closing	15"	36"	30 lbs	16 Gal	7"	\$410.00
T1230*	T1241*	T1251*	Open Dome Top	12"	30"	24 lbs	8 Gal	6"	\$252.00
T1530*	T1540*	T1550*	Open Dome Top	15"	30"	27 lbs	12 Gal	7"	\$337.00
T1536*	T1541*	T1551*	Open Dome Top	15"	36"	30 lbs	16 Gal	7"	\$378.00
F1232*	F1241*	F1251*	Funnel Top	12"	32"	24 lbs	12 Gal	7"	\$250.00
F1533*	F1541*	F1551*	Funnel Top	15"	33"	33 lbs	16 Gal	9"	\$384.00
F2035*	F2041*	F2051*	Funnel Top	20"	35"	48 lbs	33 Gal	12"	\$505.00
F924*	F931*	F951*	Funnel Top	9"	23"	15 lbs	6 Gal	7"	\$193.00
TA1232*	TA1241*	TA1251*	Tip Action Self Closing	12"	32"	24 lbs	12 Gal	7"	\$313.00
TA1533*	TA1541*	TA1551*	Tip Action Self Closing	15"	33"	33 lbs	16 Gal	9"	\$469.00
TA2035*	TA2041*	TA2051*	Tip Action Self Closing	20"	35"	48 lbs	33 Gal	12"	\$604.00
C1566*	C1541*	C1551*	Flat Top	15"	31"	30 lbs	10 Gal	6"x10"	\$508.00
C2066*	C2041*	C2051*	Flat Top	20"	31"	48 lbs	17 Gal	6"x10"	\$540.00

CANOPY TOPS - See pages 7 for Complete Series

ASH / TRASH and ASH RECEPTACLES - Designer Finish

C1231*	C1260*	C1251*	Sand Cover Ash / Trash	12"	31"	24 lbs	6 Gal	6"x10"	\$397.00
C1531*	C1560*	C1561*	Sand Cover Ash / Trash	15"	31"	30 lbs	10 Gal	6"x10"	\$495.00
C2031*	C2060*	C2061*	Sand Cover Ash / Trash	20"	31"	48 lbs	17 Gal	6"x10"	\$540.00
D1533*	D1541*	D1551*	Donut Top Ash/Trash	15"	33"	33 lbs	16 Gal	5"	\$425.00
D2035*	D2041*	D2051*	Donut Top Ash/Trash	20"	35"	48 lbs	33 Gal	8"	\$546.00
192*	141*	151*	Sand Cover Ash / Trash	9"	23"	11 lbs	3 Gal	6"	\$197.00
F192*	F141*	F151*	Funnel Top Ash / Trash	9"	23"	13 lbs	3 Gal	6"	\$233.00
923*	941*	951*	Sand Cover Urn	9"	23"	8 lbs			\$139.00
F923*	F941*	F961*	Funnel Cover Urn	9"	23"	11 lbs	3 Gal		\$173.00
523*	541*	551*	Funnel Cover Urn	5"	23"	16 lbs			\$171.00
—	—	4403*	Smoker's Post/Floor	3 1/2"	42"	28 lbs			\$332.00

WASTEBASKETS - Designer Finish

—	—	66*	Wastebasket	10"	15"	6 lbs	5 Gal	10"	\$ 83.00
—	—	65*	Wastebasket	9"	14"	5 lbs	4 Gal	9"	\$ 63.00
—	—	922*	Wastebasket	9"	23"	8 lbs	7 Gal	9"	\$167.00

PLANTERS - See page 18 for Complete Series

CUSTOM SILK SCREEN IMPRINTING

SLKSCRN-R	New Screen Set-Up Charge, Per Color	\$232.00
SLKSCRN-AP-R	Application Charge Per Receptacle, Per Color	\$ 18.00

* Specify Designer Color Finish Code from page 2 when ordering.

The "Monte Carlo" Banded, Designer Collection

CATALOG PAGES 28 - 29



DESIGNER POWDER COAT FINISH WITH SATIN ALUMINUM OR SATIN BRASS COVERS & BANDS

Satin Brass Bands/Covers	Satin Aluminum Bands/Covers	Description	Dia	Ht	Wt	Cap	Opening	Price
WASTE RECEPTACLES - Banded, Designer Finish Collection								
S1255*	S1256*	Dome Top, Self Closing	12"	30"	24 lbs	8 Gal	6"	\$385.00
S1555*	S1556*	Dome Top, Self Closing	15"	36"	30 lbs	16 Gal	7"	\$547.00
T1255*	T1256*	Open Dome Top	12"	30"	24 lbs	8 Gal	6"	\$360.00
T1555*	T1556*	Open Dome Top	15"	36"	30 lbs	16 Gal	7"	\$520.00
TA1255*	TA1256*	Tip Action Top	12"	32"	24 lbs	12 Gal	7"	\$420.00
TA1555*	TA1556*	Tip Action Top	15"	34"	33 lbs	16 Gal	9"	\$612.00
TA2055*	TA2056*	Tip Action Top	20"	36"	48 lbs	33 Gal	12"	\$777.00
F1255*	F1256*	Funnel Top	12"	32"	24 lbs	12 Gal	7"	\$357.00
F1555*	F1556*	Funnel Top	15"	34"	33 lbs	16 Gal	9"	\$515.00
F2055*	F2056*	Funnel Top	20"	36"	48 lbs	33 Gal	12"	\$666.00

ASH / TRASH RECEPTACLES - Banded, Designer Finish Collection

1955*	1956*	Sand Cover	9"	23"	13 lbs	3 Gal	6"	\$281.00
F1955*	F1956*	Funnel Cover	9"	23"	13 lbs	3 Gal	6"	\$325.00
D1555*	D1556*	Donut Top	15"	34"	33 lbs	16 Gal	5"	\$556.00
D2055*	D2056*	Donut Top	20"	36"	48 lbs	33 Gal	8"	\$708.00

* Specify Designer Color Finish Code from page 2 when ordering.

Waste Receptacles

The "Canopy Top" WasteMaster™ Collection

CATALOG PAGES 30 - 31



Item No.	Dia.	Ht.	Wt.	Cap.	Trash Opening	Satin Aluminum (SA)	Satin Brass (BE)	Designer Colors (*)
CANOPY TOP WASTEMASTERS®								
H1201	12"	39"	24 lbs	12 gal	7"	\$413.00	\$453.00	\$367.00
H1501	15"	39"	33 lbs	16 gal	9"	\$569.00	\$616.00	\$517.00
H2001	20"	42"	48 lbs	33 gal	14"	\$771.00	\$825.00	\$664.00
CANOPY TOP ASH / TRASH WASTEMASTERS® with Built-in Funnel Top Cigarette Receptacle								
H1202	12"	39"	24 lbs	12 gal	7"	\$466.00	\$505.00	\$421.00
H1502	15"	39"	33 lbs	16 gal	9"	\$623.00	\$670.00	\$569.00
H2002	20"	42"	48 lbs	33 gal	14"	\$825.00	\$878.00	\$718.00
CANOPY TOP ASH / TRASH WASTEMASTERS® with Sand Tray								
H1203	12"	39"	24 lbs	6 gal	6" x 10"	\$517.00	\$556.00	\$498.00
H1503	15"	39"	33 lbs	10 gal	6" x 10"	\$627.00	\$676.00	\$607.00
H2003	20"	42"	48 lbs	17 gal	6" x 10"	\$782.00	\$834.00	\$673.00

***WHEN ORDERING DESIGNER COLORS, SPECIFY: Cover Finish: Satin Aluminum (SA), Satin Brass (BE) or Matching Designer Color (*).**
 * Specify Designer Color Finish Code from page 2 when ordering.

CUSTOM SILK SCREEN IMPRINTING

SLKSCRN-R	New Screen Set-Up Charge, Per Color	\$232.00
SLKSCRN-AP-R	Application Charge Per Receptacle, Per Color	\$ 18.00

RecyclePro Receptacle Collection

CATALOG PAGES 32 - 33



Item No.	Silk Screened Message	Ht	Dia.	Number of Trash Openings	Cap	Wt	Satin Aluminum (SA)	Satin Brass (BE)	Designer Colors (*)
RECYCLE RECEPTACLES for PAPER with a 2" x 12" Opening Slot									
RP-1532	† Specify	33	15	1	16 gal	33	\$437.00	\$477.00	\$351.00
RP-2032	† Specify	35	20	1	33 gal	48	\$612.00	\$656.00	\$506.00
† Specify Message - 1) PAPER or 2) NEWSPAPER									
RECYCLE RECEPTACLES for BOTTLES, CANS, ETC. with a 5½" dia. Opening									
RB-1532	† Specify	33	15	1	16 gal	33	\$437.00	\$477.00	\$351.00
RB-2032	† Specify	35	20	1	33 gal	48	\$612.00	\$656.00	\$506.00
† Specify Message - 1) BOTTLES & CANS, 2) CANS, 3) BOTTLES, 4) GLASS 5) PLASTIC or 6) WASTE									
RECYCLE RECEPTACLES for WASTE with a Large Trash Opening, (9" dia. on 15" models - 14" dia. on 20" models).									
RW-1532	Waste	33	15	1	16 gal	33	\$437.00	\$477.00	\$351.00
RW-2032	Waste	35	20	1	33 gal	48	\$612.00	\$656.00	\$506.00
DUAL PURPOSE RECYCLE RECEPTACLES for Paper, Bottles and Cans with a 2" x 12" Opening Slot and a 5½" dia. Opening									
RPC-2032	† Specify	35	20	2	33 gal	48	\$657.00	\$700.00	\$552.00
† Specify Message - 1) BOTTLES & CANS, 2) CANS, 3) BOTTLES, 4) GLASS 5) PLASTIC, 6) WASTE 7) PAPER or 8) NEWSPAPER per opening.									
DUAL PURPOSE RECYCLE RECEPTACLES for Bottles and Cans with two 5½" dia. Openings.									
RBC-2032	† Specify	35	20	2	33 gal	48	\$657.00	\$700.00	\$552.00
† Specify Message - 1) CANS, 2) BOTTLES, 3) GLASS 4) PLASTIC, 5) WASTE per opening.									

***WHEN ORDERING DESIGNER COLORS, SPECIFY: Cover Finish: Satin Aluminum (SA), Satin Brass (BE) or Matching Designer Color (*).**
 * Specify Designer Color Finish Code from page 2 when ordering.

CUSTOM SILK SCREEN IMPRINTING

SLKSCRN-R	New Screen Set-Up Charge, Per Color	\$232.00
SLKSCRN-AP-R	Application Charge Per Receptacle, Per Color	\$ 18.00

All Recycling Receptacles Include the "Recycling Logo" Plus the Message that You Choose Above.

RecyclePro Open Top Wastebasket Collection

NEW! CALL FOR DETAILS



Item No.	Silk Screened Message	Ht	Dia.	Opening Size	Cap	Wt	Satin Aluminum (SA)	Satin Brass (BE)	Designer Colors (*)
RECYCLE OPEN TOP WASTEBASKETS									
RO-66	† Specify	15	10	10	5 gal	6	\$102.00	\$102.00	\$102.00
RO-1127	† Specify	28	11	11	11 gal	11	—	—	\$123.00
RO-1326	† Specify	27	14	14	18 gal	13	—	—	\$134.00
† Specify Message - 1) RECYCLE! or 2) Logo Only.									
* Specify Designer Color Finish Code from page 2 when ordering.									
CUSTOM SILK SCREEN IMPRINTING									
SLKSCRN-R	New Screen Set-Up Charge, Per Color	\$232.00							
SLKSCRN-AP-R	Application Charge Per Receptacle, Per Color	\$ 18.00							

Waste Receptacles

Wall Mounted Receptacles

CATALOG PAGES 34 - 35



Item	Type	Removable Inner Container	Dia.	Ht.	Wt.	Satin Aluminum (SA)	Satin Brass (BE)	Designer Colors (*)
CIGARETTE RECEPTACLES								
3	Grill Top	Yes	6"	7"	2 lbs	\$ 164.00	—	—
45	Flip-Top	Yes	6"	7"	2 lbs	\$ 171.00	\$ 193.00	—
201	Grill Top	No	4½"	6"	1 lbs	\$ 83.00	—	—
203	Sand Top	No	4½"	6"	1 lbs	\$ 67.00	—	—
F203	Funnel Top	No	4½"	6"	1 lbs	\$ 69.00	—	—
F442	Funnel Top	Yes	4"	8"	2 lbs	\$ 119.00	\$ 155.00	—
4400	Side Opening	No	3½"	8"	3 lbs	\$ 121.00	\$ 121.00	\$ 121.00
4401	Side Opening	No	3½"	12"	3 lbs	\$ 148.00	\$ 148.00	\$ 148.00
4402	Side Opening	No	3½"	24"	4 lbs	\$ 188.00	\$ 188.00	\$ 188.00
3400	Top Opening	No	3"	6"	1 lbs	\$ 96.00	\$ 96.00	\$ 96.00
3401	Side Opening	No	3"	12"	1 lbs	\$ 119.00	\$ 119.00	\$ 119.00
3402	Side Opening	No	3"	24"	2 lbs	\$ 140.00	\$ 140.00	\$ 140.00
ASH and TRASH RECEPTACLES								
812	Sand Top	Yes	8"	12"	5 lbs	\$ 136.00	\$ 136.00	\$ 136.00
F812	Funnel Top	Yes 2	8"	12"	6 lbs	\$ 155.00	\$ 155.00	\$ 155.00
WALL MOUNTED WASTE RECEPTACLES								
F813	Funnel Top	Yes	8"	12"	6 lbs	\$ 150.00	\$ 150.00	\$ 150.00

* Specify Designer Color Finish Code from page 2 when ordering.

Open Top Wastebaskets

CATALOG PAGE 36



Item	Dia.	Ht.	Wt.	Cap.	Satin Aluminum (SA)	Satin Brass (BE)	Designer Colors (*)
WASTEBASKETS							
65	9"	14"	5 lbs	4 gal	\$ 63.00	\$ 63.00	\$ 63.00
66	10"	15"	6 lbs	5 gal	\$ 83.00	\$ 83.00	\$ 83.00
922	9"	23"	7 lbs	7 gal	\$ 135.00	\$ 135.00	\$ 167.00
OPEN TOP WASTE RECEPTACLES							
1116	11"	16"	7 lbs	7 gal	—	—	\$ 78.00
1121	11"	21"	8 lbs	9 gal	—	—	\$ 92.00
1127	11"	28"	11 lbs	11 gal	—	—	\$ 105.00
1318	14"	18"	8 lbs	12 gal	—	—	\$ 92.00
1321	14"	21"	9 lbs	14 gal	—	—	\$ 96.00
1326	14"	27"	13 lbs	18 gal	—	—	\$ 116.00
1816	19"	17"	12 lbs	21 gal	—	—	\$ 124.00
1829	19"	29"	19 lbs	36 gal	—	—	\$ 156.00

All Wastebaskets and Open Top Waste Receptacles have an outside bead.
* Specify Designer Color Finish Code from page 2 when ordering.

Umbrella Stands

Umbrella Racks and Stands

CATALOG PAGE 37



Item	Description	Finish	Cap.	Dimensions	Wt.	Price	
UMBRELLA RACKS - COMBINATION STANDARD & TOTE SIZE UMBRELLA RACKS							
1690SA	Standard & Tote Size	Satin Aluminum	12	18"h x 12"w x 10"d	7 lbs	\$207.00	
1690BE	Standard & Tote Size	Satin Brass	12	18"h x 12"w x 10"d	7 lbs	\$240.00	
1890SA	Standard & Tote Size	Satin Aluminum	24	18"h x 24"w x 10"d	9 lbs	\$292.00	
1890BE	Standard & Tote Size	Satin Brass	24	18"h x 24"w x 10"d	9 lbs	\$349.00	
Item	Description	Finish	Cap.	Dia.	Ht.	Wt.	Price
UMBRELLA STANDS - COMBINATION STANDARD & TOTE SIZE UMBRELLA CYLINDERS							
259SA	Standard & Tote Size	Satin Aluminum	20 Standard /12 Tote	15" / 9"	23"	15 lbs	\$194.00
259BE	Standard & Tote Size	Satin Brass	20 Standard /12 Tote	15" / 9"	23"	15 lbs	\$216.00
UMBRELLA STANDS - STANDARD SIZE ONLY UMBRELLA CYLINDERS							
921SA	Standard Size Only	Satin Aluminum	12 Standard	9"	23"	6 lbs	\$135.00
921BE	Standard Size Only	Satin Brass	12 Standard	9"	23"	6 lbs	\$135.00
UMBRELLA STANDS - TOTE SIZE ONLY UMBRELLA CYLINDERS							
821SA	Tote Size Only	Satin Aluminum	12 Tote	9"	23"	6 lbs	\$167.00
821BE	Tote Size Only	Satin Brass	12 Tote	9"	23"	6 lbs	\$167.00

Crowd Control Systems

Extenda-Barrier™ 7 Foot Retractable Strap Posts

CATALOG PAGES 40 - 41



Item	Description	Strap Length	Height	Post Dia	Base Dia	Wt	Price
EXTENDA-BARRIER POSTS with 7' Strap - (Specify Strap Color)							
112SA	Satin Aluminum - Bell Base	7'	40"	2"	11.5"	40 lbs	\$ 327.00
112MC	Mirror Chrome - Bell Base	7'	40"	2"	11.5"	40 lbs	\$ 383.00
112MB	Mirror Brass - Bell Base	7'	40"	2"	11.5"	40 lbs	\$ 383.00
112BK	Satin Black - Bell Base	7'	40"	2"	11.5"	40 lbs	\$ 390.00
112BE	Satin Brass - Bell Base	7'	40"	2"	11.5"	40 lbs	\$ 390.00
112*	Designer Colors - Bell Base	7'	40"	2"	11.5"	40 lbs	\$ 455.00
130MB	Mirror Brass w/ Spiral Post - Flat Base	7'	40"	2"	14"	40 lbs	\$ 485.00
131MB	Mirror Brass w/ Reeded Post - Flat Base	7'	40"	2"	14"	40 lbs	\$ 470.00
132SA	Satin Aluminum - Flat Base	7'	40"	2"	14"	38 lbs	\$ 302.00
132MC	Mirror Chrome - Flat Base	7'	40"	2"	14"	38 lbs	\$ 386.00
132MB	Mirror Brass - Flat Base	7'	40"	2"	14"	38 lbs	\$ 386.00
132BK	Satin Black - Flat Base	7'	40"	2"	14"	38 lbs	\$ 327.00
132BE	Satin Brass - Flat Base	7'	40"	2"	14"	38 lbs	\$ 327.00
132*	Designer Colors - Flat Base	7'	40"	2"	14"	38 lbs	\$ 367.00
133SA	Satin Aluminum - In-Ground Mount	7'	40"	2"	—	10 lbs	\$ 302.00
133MC	Mirror Chrome - In-Ground Mount	7'	40"	2"	—	10 lbs	\$ 386.00
133MB	Mirror Brass - In-Ground Mount	7'	40"	2"	—	10 lbs	\$ 386.00
133BK	Satin Black - In-Ground Mount	7'	40"	2"	—	10 lbs	\$ 327.00
133BE	Satin Brass - In-Ground Mount	7'	40"	2"	—	10 lbs	\$ 327.00
133*	Designer Colors - In-Ground Mount	7'	40"	2"	—	10 lbs	\$ 367.00
136SA	Satin Aluminum - Surface Mount	7'	40"	2"	—	10 lbs	\$ 302.00
136MC	Mirror Chrome - Surface Mount	7'	40"	2"	—	10 lbs	\$ 386.00
136MB	Mirror Brass - Surface Mount	7'	40"	2"	—	10 lbs	\$ 386.00
136BK	Satin Black - Surface Mount	7'	40"	2"	—	10 lbs	\$ 327.00
136BE	Satin Brass - Surface Mount	7'	40"	2"	—	10 lbs	\$ 327.00
136*	Designer Colors - Surface Mount	7'	40"	2"	—	10 lbs	\$ 367.00
142SA	Satin Aluminum - Curved Base	7'	40"	2"	14"	38 lbs	\$ 302.00
142BK	Satin Black - Curved Base	7'	40"	2"	14"	38 lbs	\$ 327.00
142BE	Satin Brass - Curved Base	7'	40"	2"	14"	38 lbs	\$ 327.00
142*	Designer Colors - Curved Base	7'	40"	2"	14"	38 lbs	\$ 367.00
232SA	Satin Aluminum - Black ABS Flat Base	7'	40"	2"	14"	38 lbs	\$ 312.00
232MB	Mirror Brass - Black ABS Flat Base	7'	40"	2"	14"	38 lbs	\$ 398.00
232BK	Satin Black - Black ABS Flat Base	7'	40"	2"	14"	38 lbs	\$ 337.00
232BE	Satin Brass - Black ABS Flat Base	7'	40"	2"	14"	38 lbs	\$ 337.00
232*	Designer Colors - Black ABS Flat Base	7'	40"	2"	14"	38 lbs	\$ 379.00
* Specify Designer Color Finish Code from page 2 when ordering.							
OPTIONS							
VP14-I	Vinyl-Floor Protector Disk for Bases - Factory Installed				14"		\$ 42.00

Extenda-Barrier™ 12 Foot Retractable Strap Posts

CATALOG PAGES 42 - 43



Item	Description	Strap Length	Height	Post Dia	Base Dia	Wt	Price
EXTENDA-BARRIER XL POSTS with 12' Strap - (Specify Strap Color)							
152SA	Satin Aluminum - Flat Base	12'	40"	2 1/2"	14"	34 lbs	\$ 361.00
152MC	Mirror Chrome - Flat Base	12'	40"	2 1/2"	14"	34 lbs	\$ 460.00
152MB	Mirror Brass - Flat Base	12'	40"	2 1/2"	14"	34 lbs	\$ 460.00
152BK	Satin Black - Flat Base	12'	40"	2 1/2"	14"	34 lbs	\$ 388.00
152BE	Satin Brass - Flat Base	12'	40"	2 1/2"	14"	34 lbs	\$ 388.00
152*	Designer Colors - Flat Base	12'	40"	2 1/2"	14"	34 lbs	\$ 431.00
252SA	Satin Aluminum - Black ABS Flat Base	12'	40"	2 1/2"	14"	34 lbs	\$ 372.00
252BK	Satin Black - Black ABS Flat Base	12'	40"	2 1/2"	14"	34 lbs	\$ 400.00
252BE	Satin Brass - Black ABS Flat Base	12'	40"	2 1/2"	14"	34 lbs	\$ 400.00
252*	Designer Colors - Black ABS Flat Base	12'	40"	2 1/2"	14"	34 lbs	\$ 444.00
1152SA	Satin Aluminum - Bell Base	12'	40"	2 1/2"	14"	34 lbs	\$ 396.00
1152BE	Satin Brass - Bell Base	12'	40"	2 1/2"	14"	34 lbs	\$ 422.00
1152*	Designer Colors - Bell Base	12'	40"	2 1/2"	14"	34 lbs	\$ 462.00
* Specify Designer Color Finish Code from page 2 when ordering.							
OPTIONS							
VP14-I	Vinyl-Floor Protector Disk for Bases - Factory Installed				14"		\$ 42.00

Extenda-Barrier™ Strap Colors

CATALOG PAGE 45



Specify Strap Color for All Models

RD - Red
BK - Black

BL - Blue
BY - Burgundy
FG - Forest Green

YL - Bright Yellow
BN - Brown
GR - Grey

NB - Navy Blue
SY - Yellow/Black Diagonal Stripes
BG - Black / Grey Stripe

Crowd Control Systems

Extenda-Barrier™ Wall Units, Sign Frames & Holders

CATALOG PAGES 44 - 45



EXTENDA-BARRIER - Wall Unit with a 7' Strap - All Back Plates have a Satin Black Finish

Item	Finish	Strap Length	Weight	Price
W31SA	Satin Aluminum	7'	2 lbs	\$ 191.00
W31MC	Mirror Chrome	7'	2 lbs	\$ 207.00
W31MB	Mirror Brass	7'	2 lbs	\$ 207.00
W31BE	Satin Brass	7'	2 lbs	\$ 191.00
W31*	Designer Finishes	7'	2 lbs	\$ 191.00



EXTENDA-BARRIER - Wall Unit with a 12' Strap - All Back Plates have a Satin Black Finish

Item	Finish	Strap Length	Weight	Price
W12 SA	Satin Aluminum	12'	3 lbs	\$ 228.00
W12 MC	Mirror Chrome	12'	3 lbs	\$ 251.00
W12 MB	Mirror Brass	12'	3 lbs	\$ 251.00
W12 BE	Satin Brass	12'	3 lbs	\$ 228.00
W12 *	Designer Finishes	12'	3 lbs	\$ 228.00

EXTENDA-BARRIER - Wall Unit with a 18' Strap

Item	Finish	Strap Length	Weight	Price
W18BK	Satin Black w/ Black Strap	18'	3 lbs	\$ 250.00

EXTENDA-BARRIER - Universal Wall Receptor

Item	Finish	Weight	Price
BW3BK	Satin Black	¼ lb	\$ 20.00

EXTENDA-BARRIER - Child Proof Safety Strap Lock

Item	Price
SL6 For 7' Models	\$ 13.00
SL12 For 12' Models	\$ 13.00

* Specify Designer Color Finish Code from page 2 when ordering.



EXTENDA-BARRIER - E Series - Deluxe Sign Frames

Item	Description	Size h x w	Weight	Satin Aluminum (SA)	Mirror: Brass (MB) Chrome (MC)	Satin: Brass (BE) Black (BK)	Designer Colors (*)
E1114	For 7' Models	11" x 14"	3 lbs	\$ 170.00	\$ 236.00	\$ 216.00	\$ 237.00
E1411	For 7' Models	14" x 11"	3 lbs	\$ 170.00	\$ 236.00	\$ 216.00	\$ 237.00
EXL1114	For 12' Models	11" x 14"	3 lbs	\$ 170.00	\$ 236.00	\$ 216.00	\$ 237.00
EXL1411	For 12' Models	14" x 11"	3 lbs	\$ 170.00	\$ 236.00	\$ 216.00	\$ 237.00

EXTENDA-BARRIER - EV Series - "INSTA-CHANGE" Sign Frames

Item	Description	Size h x w	Weight	Satin Aluminum (SA)	Mirror: Brass (MB) Chrome (MC)	Satin: Brass (BE) Black (BK)	Designer Colors (*)
EV1114	For 7' Models	11" x 14"	4 lbs	\$ 237.00	\$ 325.00	\$ 265.00	\$ 286.00
EV1411	For 7' Models	14" x 11"	4 lbs	\$ 237.00	\$ 325.00	\$ 265.00	\$ 286.00
EXLV1114	For 12' Models	11" x 14"	4 lbs	\$ 237.00	\$ 325.00	\$ 265.00	\$ 286.00
EXLV1411	For 12' Models	14" x 11"	4 lbs	\$ 237.00	\$ 325.00	\$ 265.00	\$ 286.00

EXTENDA-BARRIER - EN Series - Economical Sign Holders

Item	Description	Weight	Satin Aluminum (SA)	Mirror: Brass (MB) Chrome (MC)	Satin: Brass (BE) Black (BK)	Designer Colors (*)
EN71	For 7' Models	2 lbs	\$ 58.00	\$ 85.00	\$ 66.00	\$ 86.00
ENXL71	For 12' Models	2 lbs	\$ 58.00	\$ 85.00	\$ 66.00	\$ 86.00

* Specify Designer Color Finish Code from page 2 when ordering.



EXTENDA-BARRIER - Optional Silk Screened Printed Straps

Item	Description	Price Each Color
SLKSCRN-STRAP	Silk Screen Setup for New Custom Straps	\$ 431.00
SLKSCRN-SET UP	Silk Screen Setup for Pre-Existing or Stock Straps	\$ 174.00
SLKSCRN-AP-S-1-1	Silk Screen Printing, One Side of Strap, Per Color	\$ 30.00
SLKSCRN-AP-S-1-2	Silk Screen Printing, Two Sides of Strap, Per Color	\$ 52.00

Specify Ink Color when ordering.



CUSTOM ENGRAVED SIGN PANELS

Item	Description	Size	Includes Message of Your Choice	Side	Price
P18711*	Engraving Panels	7" x 11"		1 Side	\$ 70.00
P181114*	Engraving Panels	11" x 14"		1 Side	\$ 87.00

Available Colors: WH / White, BK / Black, BN / Brown, WL / Walnut, RD / Red, BL / Blue.

Also Available in Custom Sizes - Please Call.

*To Order Specify: 1) Item Number, 2) Color of Panel, 3) Message to be Engraved.

Crowd Control Systems

Traditional Posts

CATALOG PAGES 46 - 47



Item	Description & Finish	Ht	Post Dia.	Base Dia.	Wt	Price
TRADITIONAL POSTS						
618SA	Satin Aluminum, Standard Crown / Curved Base	38"	1.5"	14"	20 lbs	\$ 171.00
618BK	Satin Black, Standard Crown / Curved Base	38"	1.5"	14"	20 lbs	\$ 200.00
618BE	Satin Brass, Standard Crown / Curved Base	38"	1.5"	14"	20 lbs	\$ 200.00
618*	Designer Colors, Standard Crown / Curved Base	38"	1.5"	14"	20 lbs	\$ 236.00
1134SA	Satin Aluminum, Standard Crown / Bell Base	38"	2"	11.5"	40 lbs	\$ 198.00
1134MC	Mirror Chrome, Standard Crown / Bell Base	38"	2"	11.5"	40 lbs	\$ 248.00
1134MB	Mirror Brass, Standard Crown / Bell Base	38"	2"	11.5"	40 lbs	\$ 248.00
1134BK	Satin Black, Standard Crown / Bell Base	38"	2"	11.5"	40 lbs	\$ 231.00
1134BE	Satin Brass, Standard Crown / Bell Base	38"	2"	11.5"	40 lbs	\$ 231.00
1134*	Designer Colors, Standard Crown / Bell Base	38"	2"	11.5"	40 lbs	\$ 263.00
1135MB	Mirror Brass w/ Smooth Post, Ball Top & Bell Base	40"	2"	11.5"	40 lbs	\$ 285.00
1136MB	Mirror Brass w/ Spiral Post, Ball Top & Bell Base	40"	2"	11.5"	40 lbs	\$ 326.00
1137MB	Mirror Brass w/ Reeded Post, Ball Top & Bell Base	40"	2"	11.5"	40 lbs	\$ 326.00
1327SA	Satin Aluminum, Standard Crown / Flat Base	38"	1.5"	14"	31 lbs	\$ 174.00
1327MC	Mirror Chrome, Standard Crown / Flat Base	38"	1.5"	14"	31 lbs	\$ 243.00
1327MB	Mirror Brass, Standard Crown / Flat Base	38"	1.5"	14"	31 lbs	\$ 243.00
1327BK	Satin Black, Standard Crown / Flat Base	38"	1.5"	14"	31 lbs	\$ 193.00
1327BE	Satin Brass, Standard Crown / Flat Base	38"	1.5"	14"	31 lbs	\$ 193.00
1327*	Designer Colors, Standard Crown / Flat Base	38"	1.5"	14"	31 lbs	\$ 227.00
1328SA	Satin Aluminum, Standard Crown / Black ABS Flat Base	38"	1.5"	14"	31 lbs	\$ 180.00
1328MC	Mirror Chrome, Standard Crown / Black ABS Flat Base	38"	1.5"	14"	31 lbs	\$ 243.00
1328MB	Mirror Brass, Standard Crown / Black ABS Flat Base	38"	1.5"	14"	31 lbs	\$ 243.00
1328BK	Satin Black, Standard Crown / Black ABS Flat Base	38"	1.5"	14"	31 lbs	\$ 199.00
1328BE	Satin Brass, Standard Crown / Black ABS Flat Base	38"	1.5"	14"	31 lbs	\$ 199.00
1328*	Designer Colors, Standard Crown / Black ABS Flat Base	38"	1.5"	14"	31 lbs	\$ 234.00
1336MB	Mirror Brass w/ Spiral Post, Ball Top & Flat Base	40"	2"	14"	40 lbs	\$ 253.00
1337SA	Satin Aluminum, Standard Crown / Flat Base	38"	2"	14"	42 lbs	\$ 198.00
1337MC	Mirror Chrome, Standard Crown / Flat Base	38"	2"	14"	42 lbs	\$ 286.00
1337MB	Mirror Brass, Standard Crown / Flat Base	38"	2"	14"	42 lbs	\$ 286.00
1337BK	Satin Black, Standard Crown / Flat Base	38"	2"	14"	42 lbs	\$ 231.00
1337BE	Satin Brass, Standard Crown / Flat Base	38"	2"	14"	42 lbs	\$ 231.00
1337*	Designer Colors, Standard Crown / Flat Base	38"	2"	14"	42 lbs	\$ 263.00
1338MB	Mirror Brass w/ Reeded Post, Ball Top & Flat Base	38"	2"	14"	40 lbs	\$ 261.00
1424MB	Mirror Brass w/ Smooth Post, Ball Top & Flat Base	40"	2"	14"	32 lbs	\$ 238.00

* Specify Designer Color Finish Code from page 2 when ordering.

Traditional Posts Accessories

CATALOG PAGE 48



Item No.	Size H x W	Satin Aluminum (SA)	Mirror Brass (MB) Mirror Chrome (MC)	Satin Brass (BE) Satin Black (BK)	Designer Colors (*)
SIGN FRAMES for Traditional Crowd Control Systems Complete with Mounting Bracket					
LP41114	11" x 14"	\$ 170.00	\$ 236.00	\$ 216.00	\$237.00
LP41411	14" x 11"	\$ 170.00	\$ 236.00	\$ 216.00	\$237.00
"INSTA-CHANGE" Sign Frames for Traditional Crowd Control Systems Complete with Mounting Bracket					
LPV41411	14" x 11"	\$ 237.00	\$ 325.00	\$ 265.00	\$286.00
LPV41114	11" x 14"	\$ 237.00	\$ 325.00	\$ 265.00	\$286.00
SIGN HOLDERS for Traditional Crowd Control Systems Complete with Mounting Bracket					
LP3		\$ 63.00	\$ 101.00	\$ 77.00	\$ 87.00
WALL RECEPTORS for Traditional Rope Snap-Ends					
Item No.	Snap End Capacity	Satin Aluminum (SA)	Mirror: Brass (MB), Chrome (MC)	Satin Brass (BE)	
W2	3	\$ 62.00	—	\$ 69.00	
W21	1	—	\$ 22.00	—	
VINYL FLOOR PROTECTOR DISK - Black					
VP14 I	14"	Factory Installed when shipped			\$ 42.00

* Specify Designer Color Finish Code from page 2 when ordering.

CUSTOM ENGRAVED SIGN PANELS

P18711*	Engraving Panels	7" x 11"	Includes Message of Your Choice	1 Side	\$ 70.00
P181114*	Engraving Panels	11" x 14"	Includes Message of Your Choice	1 Side	\$ 87.00

Available Colors: WH / White, BK / Black, BN / Brown, WL / Walnut, RD / Red, BL / Blue.

Also Available in Custom Sizes - Please Call.

*To Order Specify: 1) Item Number; 2) Color of Panel; 3) Message to be Engraved.

Crowd Control Systems

Traditional Rope & Chain with Snap-Ends

CATALOG PAGE 49 & 51



LENGTH OF ROPE	Fabric Covered Rope 1 1/2" Cotton Core, with Snap-Ends				Plastic Chain 2" Links	Twisted Rope 1" Polypropylene	Twisted Rope* 1/2" Polypropylene
	N3 Nyvel	P3 Naughahide	CV3 Crushed Velvet	TW3 Tweed			
	Red, Wine, Navy Blue	Maroon, Grey, Gold, Brown, Green, Blue, Black	Brown, Blue, Gold, Black, Red	Burgundy, Blue, Black, Pewter, Maroon, Tan, Brown	PC3-BK Black PC3-SY Yellow PC3-WH White	TP6-BK Black TP6-SY Yellow	TP5 A-BK Black TP5 A-SY Yellow TP5-SY/BK Black & Yellow
2 ft.	63.00	63.00	63.00	63.00	34.00	57.00	—
3 ft.	76.00	76.00	76.00	76.00	42.00	62.00	—
4 ft.	89.00	89.00	89.00	89.00	48.00	67.00	—
5 ft.	102.00	102.00	102.00	102.00	54.00	75.00	—
6 ft.	114.00	114.00	114.00	114.00	60.00	80.00	32.90
7 ft.	127.00	127.00	127.00	127.00	68.00	85.00	—
8 ft.	140.00	140.00	140.00	140.00	74.00	91.00	37.20
10 ft	—	—	—	—	87.00	93.00	40.50
Add'l ft.	—	—	—	—	6.00	5.00	1.65
SNAP END FINISH	SA - Satin Aluminum • MB - Mirror Brass • MC - Mirror Chrome				SC4 - Chrome GSC4 - Brass	SCHS1 Satin Chrome	SC4 - Chrome GSC4 - Brass

To Order Please Specify: 1) Catalog Number, 2) Length of Rope, 3) Color / Fabric, 4) Snap End Finish

*PLEASE NOTE: These Ropes and Chains are factory pre-assembled with snap-ends and cannot be looped through models 1316 & 1315 posts as illustrated in our catalog, they must be attached to each post individually. To create a continuous barrier, please order the unassembled ropes and snap ends from the chart below

Safety Crowd Control Systems

CATALOG PAGES 50 - 51



Item	Description	Height	Post Dia	Post Color	Base	Base Color	Weight	Price	
EXTENDA-BARRIER SAFETY POSTS									
162*	EB - 7' Strap	40"	2"	Yellow	14"	Black ABS	38 lbs.	\$ 327.00	
172*	EBXL -12' Strap	40"	2 1/2"	Yellow	14"	Black ABS	34 lbs.	\$ 388.00	
W31BK*	EB Wall Unit - 7' Strap						2 lbs.	\$ 191.00	
W12BK*	EB Wall Unit - 12' Strap						3 lbs.	\$ 228.00	
W18BK	EB Wall Unit - 18' Black Strap						3 lbs.	\$ 250.00	
BW3BK	EB Wall Receptor						1/2 lbs.	\$ 20.00	
* Specify Strap Color: (SY) Yellow / Black Diagonal Stripes or (YL) Yellow. For (YL-SP) Yellow w/Black Message Printed, Please Call.									
TRADITIONAL POSTS & ROPES									
1347	Safety Posts	38"	1 1/2"	Yellow	14"	Black ABS	31 lbs.	\$ 193.00	
LOOP CROWN POSTS									
1316SY	Safety Yellow Posts	37"	1 1/2"	Yellow	14"	Black ABS	24 lbs.	\$ 202.00	
1315SA	Satin Aluminum Posts	37"	1 1/2"	Satin Aluminum	14"	Satin Aluminum	24 lbs.	\$ 165.00	
1315BK	Satin Black Posts	37"	1 1/2"	Black	14"	Black	24 lbs.	\$ 183.00	
SIGN FRAMES & SIGN HOLDERS for CROWD CONTROL SYSTEMS									
E1114SY	11h x 14w	Yellow Sign Frame For Extenda-Barrier Model 162						3 lbs	\$ 216.00
E1411SY	14h x 11w	Yellow Sign Frame For Extenda-Barrier Model 162						3 lbs	\$ 216.00
EXL1114SY	11h x 14w	Yellow Sign Frame For Extenda-Barrier Models 172						3 lbs	\$ 216.00
EXL1411SY	14h x 11w	Yellow Sign Frame For Extenda-Barrier Models 172						3 lbs	\$ 216.00
EN71BK		Sign Holder - Black For Extenda-Barrier Model 162						2 lbs	\$ 66.00
ENXL71BK		Sign Holder - Black For Extenda-Barrier Models 172						2 lbs	\$ 66.00
LP41114SY	11h x 14w	Yellow Sign Frame For Model 1347						3 lbs	\$ 216.00
LP41411SY	14h x 11w	Yellow Sign Frame For Model 1347						3 lbs	\$ 216.00
LP3BK		Sign Holder - Black For Model 1347						2 lbs	\$ 83.00
SIGN HOLDER-FLOOR STANDING									
F72	Sign Holder	39"	1 1/2"	Yellow	14"	Black	24 lbs.	\$ 229.00	
CUSTOM SAFETY SIGN PANELS - Silk Screened									
S18-SY	11 X 14 X 1/8"	Yellow Plastic	Black Ink	Printed with Message of Your Choice			1 lb	CALL	
PLASTIC ROPE & CHAINS									
TP5-Series	Black, Yellow or Black/Yellow Stripe Rope - 1/2" inch diameter polypropylene rope.						Priced per Foot.	\$ 1.65	
PC3-Series	Black, Yellow or White 2" Link, Plastic Chain						Priced per Foot.	\$ 6.00	
Specify Length and Color When Ordering. For Snap-Ends and Crimps, See Below.									
SNAP ENDS & CRIMPS for Plastic Rope & Chains									
SC4 / Chrome or GSC4 / Brass	SNAP ENDS with Closed Swivel Loops for PC3 and TP5							\$ 6.50	
CR5 / Chrome or GCR5 / Brass	CRIMPS for Attaching Snap Ends for TP5							\$ 5.50	
WALL PLATES									
Item No.	Snap End Capacity	Satin Aluminum (SA)		Mirror: Brass (MB), Chrome (MC)		Satin Brass (BE)			
W2	3	\$ 62.00		—		\$ 69.00			
W21	1	—		\$ 22.00		—			

Crowd Control Systems

Safety Signs

CATALOG PAGE 51



"Ready to Use" Safety Silk Screened Sign Panels

Bright Yellow 11" h x 14" w, 1/8" Plastic Panels
For Use with All Glaro Sign Frames and Sign Holders

Item	Description	Price
S18-Y-1	NO SMOKING	\$42.00
S18-Y-2	ALL VISITORS MUST SIGN IN	\$42.00
S18-Y-3	NO SMOKING BEYOND THIS POINT	\$42.00
S18-Y-4	CAUTION	\$42.00
S18-Y-5	CAUTION - MEN WORKING	\$42.00
S18-Y-6	NOTICE - AUTHORIZED PERSONNEL ONLY	\$42.00
S18-Y-7	RESTRICTED AREA - DO NOT ENTER	\$42.00
S18-Y-8	CAUTION - WET FLOORS	\$42.00
S18-Y-9	WATCH YOUR STEP	\$42.00
S18-Y-10	NO ADMITTANCE	\$42.00
S18-Y-11	PLEASE EXCUSE OUR APPEARANCE WHILE WE RENOVATE	\$42.00
S18-Y-12	CAUTION - DO NOT ENTER	\$42.00
S18-Y-13	CAUTION - WATCH YOUR STEP	\$42.00
S18-Y-14	DANGER - HIGH VOLTAGE	\$42.00
S18-Y-15	OUT OF SERVICE	\$42.00
S18-Y-16	CAUTION - BLANK	\$42.00
S18-Y-17	NO SMOKING IN THIS AREA	\$42.00
S18-Y-18	DANGER - KEEP OUT	\$42.00
S18-Y-19	DANGER - RESTRICTED AREA	\$42.00
S18-Y-20	NOTICE - EMPLOYEES ONLY	\$42.00
S18-Y-C	CUSTOM SIGNS AVAILABLE	Inquire
RC	Optional Radius Corners	\$ 9.00
MH	Optional Mounting Holes Drilled	\$ 7.00
HH	Optional Hanging Hooks	\$ 10.00

Custom designed signs are also available, please call.

All signs are shipped with Square Corners unless Optional Radius Corners (RC) are ordered at time of purchase.

Silk Screened Sign Panels - Pre-Printed

NEW! CALL FOR DETAILS

"Ready to Use" Silk Screened Sign Panels

11" h x 14" w, 1/8" Black Plastic Panels with White Lettering For Use with All Glaro Sign Frames and Sign Holders



Item	Description	Price
S18-B-1	No Smoking w/ logo	\$42.00
S18-B-2	All Visitors Must Sign In	\$42.00
S18-B-3	No Smoking Beyond This Point w/ logo	\$42.00
S18-B-6	Notice-Authorized Personnel Only	\$42.00
S18-B-7	Restricted Area w/ logo	\$42.00
S18-B-10	No Admittance	\$42.00
S18-B-11	Please Excuse Our Appearance While We Renovate	\$42.00
S18-B-15	Out of Service	\$42.00
S18-B-20	Notice - Employees Only	\$42.00
S18-B-21	Line Forms Here w/ logo	\$42.00
S18-B-22	This Section Closed	\$42.00
S18-B-23	Information	\$42.00
S18-B-24	Wheel Chair Access w/ logo	\$42.00
S18-B-25	Please Enter Here	\$42.00
S18-B-26	Please Wait Here	\$42.00
S18-B-27	Please Be Seated/Please Wait To Be Seated	\$42.00
S18-B-28	Exit / Exit Please Do Not Enter	\$42.00
S18-B-29	Enter / Entrada	\$42.00
S18-B-30	Please Wait / Por Favor Esperar	\$42.00
S18-B-31	Exit / Salida	\$42.00
S18-B-C	Custom Silk Screened Signs Available	Inquire
RC	Optional Radius Corners	\$9.00
MH	Optional Mounting Holes Drilled	\$7.00
HH	Optional Hanging Hooks	\$10.00

Custom designed signs are also available, please call.

All signs are shipped with Square Corners unless Optional Radius Corners (RC) are ordered at time of purchase.

Custom Engraved Sign Panels

CALL FOR DETAILS



CUSTOM ENGRAVED SIGN PANELS

P18711*	Engraving Panels	7" x 11"	Includes Message of Your Choice	1 Side	\$ 70.00
P181114*	Engraving Panels	11" x 14"	Includes Message of Your Choice	1 Side	\$ 87.00

Available Colors: WH / White, BK / Black, BN / Brown, WL / Walnut, RD / Red, BL / Blue.

Also Available in Custom Sizes - Please Call.

*To Order Specify: 1) Item Number, 2) Color of Panel, 3) Message to be Engraved.

Crowd Control Systems

Elite Rail System

NEW! CALL FOR DETAILS



ELITE RAIL PEDESTRIAN GUIDANCE and CROWD CONTROL POSTS

Item	Description	Height	Post Dia	Base Dia	Wt	Satin Aluminum (SA)	Satin Brass (BE)	Designer Colors (*)
RP14	Single Rail System, 4 Way Post	36"	2.5"	14"	23	\$200.00	\$230.00	\$230.00
RP24	Double Rail System, 4 Way Post	36"	2.5"	14"	23	\$200.00	\$230.00	\$230.00

ELITE RAIL PEDESTRIAN GUIDANCE and CROWD CONTROL RAILS

Item	Description	Rail Dia	Wt	Satin Aluminum (SA)	Satin Brass (BE)	Designer Colors (*)
R-3	3 ft Horizontal Rail	2"	3	\$112.00	\$124.00	\$124.00
R-4	4 ft Horizontal Rail	2"	3	\$124.00	\$136.00	\$136.00
R-5	5 ft Horizontal Rail	2"	4	\$138.00	\$154.00	\$154.00
R-6	6 ft Horizontal Rail	2"	4	\$150.00	\$168.00	\$168.00

ACCESSORIES

RW-3	Wall Plate, Receptor for Horizontal Rails	1	\$ 40.00	\$ 40.00	\$ 40.00
R1114	11h x 14w Sign Frame	3	\$150.00	\$180.00	\$180.00
R1411	14h x 11w Sign Frame	3	\$150.00	\$180.00	\$180.00
RV1114	11h x 14w Sign Frame w/ inserts	4	\$215.00	\$240.00	\$240.00
RV1411	14h x 11w Sign Frame w/ inserts	4	\$215.00	\$240.00	\$240.00
R71	Sign Holder for Rigid Signs Available on Page 14	2	\$ 40.00	\$ 50.00	\$ 50.00

* Specify Designer Color Finish Code from page 2 when ordering.

OPTIONS

VP14-I	Vinyl-Floor Protector Disk for Bases - Factory Installed	14"			\$ 42.00
ABS-1	ABS Black Base	14"	23		\$ N/C
PW1114	11 x 14 Clear Plexi Insert	2			\$ 28.00
SN1114	11 x 14 Black Backing Panel	2			\$ 24.00

How to order Elite Rail for indoor/outdoor use: **1)** Measure your area. **2)** Layout your system on paper, trying to keep the length of the rails as consistent as possible. **3)** To order the posts: For double rail systems order the RP24 posts and for single rail systems order the RP14 posts. **4)** Specify the finish code for the posts. **5)** To order the rails where a barrier is desired; for a double rail system be sure to order 2 rails for each space between the RP24 posts and for a single rail system order 1 rail for each space between the RP14 posts. Specify the finish code for the rails. Custom lengths are available upon request. **6)** Order wall plates, sign frames, sign holders, and optional components as needed.

Design Notes: All components of your system may match each other or you may mix and match finishes within a system to create a custom design that will complement your décor.

Elite Rail System

Satin Brass Finish Shown

Elite Rail Features & Benefits

- Effective, attractive, yet portable barrier system
- Double or single rail systems
- Excellent for indoor and outdoor use
- Rust proof all aluminum construction
- Two metal and 27 powder coat finishes available
- Exclusive tarnish-proof satin brass finish
- Easy to assemble no tools required
- Easy to disconnect and re-arrange

Single Rail System
Satin Aluminum

R-71 Series
Sign Holder

Mix & Match
Finishes

Easy to Use
Keyhole Connection

RW-3 Series
Wall Receptor

Sign Displays

Sign Frames • Sign Holders

CATALOG PAGES 52 - 53



Item	Inside Frame Dimensions H x W	Wt	Satin Aluminum (SA)	Satin Brass (BE) Satin Black (BK)	Mirror Brass (MB)	Designer Colors (*)
FLOOR STANDING SIGN FRAMES with a 1/4" Track, 1 1/2" Diameter Post and a 14" Base						
F41114	11" x 14"	25 lbs	\$279.00	\$312.00	\$425.00	\$312.00
F41411	14" x 11"	25 lbs	\$279.00	\$312.00	\$425.00	\$312.00
F42214	22" x 14"	26 lbs	\$326.00	\$361.00		\$382.00
F42822	28" x 22"	30 lbs	\$385.00	\$422.00	\$566.00	\$443.00
FLOOR STANDING "INSTA-CHANGE" SIGN FRAMES with a 1/4" Track, 1 1/2" Diameter Post and a 14" Base						
FV1114	11" x 14"	25 lbs	\$352.00	\$379.00	\$490.00	\$400.00
FV1411	14" x 11"	25 lbs	\$352.00	\$379.00	\$490.00	\$400.00
FV2822	28" x 22"	30 lbs	\$583.00	\$609.00	\$754.00	\$630.00
SCROLL FLOOR STANDING SIGN FRAMES with a 1/4" Track, 1 1/2" Diameter Post and a 14" Base						
F5	28" x 22"	31 lbs	\$511.00	\$548.00	\$687.00	\$591.00
WALL MOUNTED SIGN FRAMES with a 1/4" Track and All Mounting Hardware						
W41114	11" x 14"	3 lbs	\$150.00	\$174.00	\$236.00	\$195.00
W41411	14" x 11"	3 lbs	\$150.00	\$174.00	\$236.00	\$195.00
W42214	22" x 14"	4 lbs	\$211.00	\$236.00	—	\$257.00
W42822	28" x 22"	7 lbs	\$254.00	\$280.00	\$379.00	\$302.00
WALL MOUNTED "INSTA-CHANGE" SIGN FRAMES with a 1/4" Track and All Mounting Hardware						
WV1114	11" x 14"	4 lbs	\$211.00	\$238.00	\$299.00	\$260.00
WV1411	14" x 11"	4 lbs	\$211.00	\$238.00	\$299.00	\$260.00
WV2822	28" x 22"	8 lbs	\$422.00	\$451.00	\$543.00	\$472.00
COUNTER STANDING SIGN FRAMES with a 1/4" Track						
C41114	11" x 14"	4 lbs	\$177.00	\$199.00	\$329.00	\$221.00
C41411	14" x 11"	4 lbs	\$177.00	\$199.00	\$329.00	\$221.00
COUNTER STANDING "INSTA-CHANGE" SIGN FRAMES with a 1/4" Track						
CV1114	11" x 14"	4 lbs	\$250.00	\$272.00	\$346.00	\$294.00
CV1411	14" x 11"	4 lbs	\$250.00	\$272.00	\$346.00	\$294.00
FLOOR STANDING SIGN HOLDERS with a 1 1/2" Diameter Post and a 14" Base						
F71		24 lbs	\$204.00	\$229.00	\$267.00	\$251.00

* Specify Designer Color Finish Code from page 2 when ordering.

OPTIONS

CLEAR PLEXIGLASS INSERTS - PW SERIES 1/8" thick clear plexiglass panels will enhance and protect your sign or poster.

Item - PW	11" x 14"	22" x 14"	28" x 22"
Price	\$ 28.00	\$ 41.00	\$ 69.00

SINTRA BACKING PANELS - SN SERIES 1/8" thick rigid black plastic panel is ideal as a backing or mounting panel.

Item - SN	11" x 14"	22" x 14"	28" x 22"
Price	\$ 24.00	\$ 31.00	\$ 61.00

WIPE-OFF PANELS - WP SERIES 1/8" thick rigid black Wipe-Off panel is ideally used with fluorescent markers below.

Item - WP	11" x 14"	22" x 14"	28" x 22"
Price	\$ 44.00	\$ 65.00	\$ 87.00

OPAQUE, ERASABLE FLUORESCENT / NEON MARKERS - For Wipe-Off Displays

FM-6	Set of 6, Water Base Non-Toxic Markers - Red, Blue, Green, Yellow, Pink & White	\$ 78.00
------	---	----------

CUSTOM ENGRAVED SIGN PANELS

P18711	Engraving Panels	7" x 11"	Message of Your Choice	1 Side	\$ 70.00
P181114	Engraving Panels	11" x 14"	Message of Your Choice	1 Side	\$ 87.00

Specify Color: WH / White, BK / Black, BN / Brown, WL / Walnut, RD / Red, BL / Blue. Also Available in Custom Sizes - Please Call.

VP14-I	Vinyl-Floor Protector Disk for Bases - Factory Installed	14"	\$ 42.00
--------	--	-----	----------

Multi Purpose Tilted & Wipe-Off Displays

CATALOG PAGES 54 - 55



Item	Inside Frame Dimensions Portrait or Landscape Mount	Wt	Satin Aluminum (SA)	Satin Brass (BE) Satin Black (BK)	Mirror Brass (MB)	Designer Colors (*)
MULTI PURPOSE, TILTED Displays, Floor Standing Plexi-Glass Enclosed with Velour Back Panel - 1 1/2" Diameter Post and a 14" Base						
MV1114	11" x 14"	35 lbs	\$409.00	\$435.00	\$542.00	\$435.00
MV1824	18" x 24"	36 lbs	\$528.00	\$555.00	—	\$555.00
MV2228	22" x 28"	39 lbs	\$658.00	\$683.00	\$844.00	\$683.00
WIPE-OFF, TILTED Displays, Floor Standing Plexi-Glass Enclosed with Black Marker Board - 1 1/2" Diameter Post and a 14" Base						
MW1114	11" x 14"	35 lbs	\$409.00	\$435.00	\$542.00	\$435.00
MW1824	18" x 24"	36 lbs	\$528.00	\$555.00	—	\$555.00
MW2228	22" x 28"	39 lbs	\$658.00	\$683.00	\$844.00	\$683.00

* Specify Designer Color Finish Code from page 2 when ordering.

OPTIONAL BELL BASE UPGRADE Elegant Bell Style Base

BB11	11 1/2"	34 lbs	\$ 44.00	\$ 44.00	\$ 44.00	\$ 44.00
------	---------	--------	----------	----------	----------	----------

Fluorescent/Neon Wipe-Off Markers

CATALOG PAGE 55



OPAQUE, ERASABLE FLUORESCENT / NEON MARKERS - For Wipe-Off Displays

FM-6	Set of 6, Water Base Non-Toxic Markers - Red, Blue, Green, Yellow, Pink & White	\$ 78.00
------	---	----------

Directories

Changeable Letter Directories

CATALOG PAGES 56 - 57



Item	Inside Frame Dimensions H x W	Wt	Satin Aluminum (SA)	Satin Brass (BE) Satin Black (BK)	Mirror Brass (MB)	Designer Colors (*)
FLOOR STANDING, OPEN FACE DIRECTORIES with a 1 1/2" Diameter Post and a 14" Base						
FS61-1114	11" x 14"	31 lbs	\$314.00	\$347.00	\$466.00	\$368.00
FS61-1411	14" x 11"	31 lbs	\$314.00	\$347.00	\$466.00	\$368.00
FS61-2214	22" x 14"	34 lbs	\$396.00	\$427.00	—	\$427.00
FS61-2822	28" x 22"	39 lbs	\$536.00	\$566.00	\$716.00	\$587.00
FLOOR STANDING, ENCLOSED DIRECTORIES Plexi-Glass Enclosed, 1 1/2" Diameter Post and a 14" Base						
FSE61-1114	11" x 14"	31 lbs	\$362.00	\$394.00	\$520.00	\$418.00
FSE61-1411	14" x 11"	31 lbs	\$362.00	\$394.00	\$520.00	\$418.00
FSE61-2214	22" x 14"	34 lbs	\$456.00	\$487.00	—	\$509.00
FSE61-2822	28" x 22"	39 lbs	\$598.00	\$629.00	\$769.00	\$651.00
FLOOR STANDING SCROLL, OPEN FACE DIRECTORIES with a 1 1/2" Diameter Post and a 14" Base						
FS5	28" x 22"	36 lbs	\$675.00	\$705.00	\$854.00	\$725.00
FLOOR STANDING SCROLL, ENCLOSED DIRECTORIES Plexi-Glass Enclosed, 1 1/2" Diameter Post, 14" Base						
FSE5	28" x 22"	36 lbs	\$736.00	\$767.00	\$915.00	\$788.00
OPTIONS						
VP14-I	Vinyl-Floor Protector Disk for Bases - Factory Installed 14"					\$ 42.00
WALL MOUNTED, OPEN FACE DIRECTORIES						
WS61-1114	11" x 14"	4 lbs	\$191.00	\$216.00	\$278.00	\$237.00
WS61-1411	14" x 11"	4 lbs	\$191.00	\$216.00	\$278.00	\$237.00
WS61-2214	22" x 14"	5 lbs	\$284.00	\$310.00	—	\$342.00
WS61-2822	28" x 22"	6 lbs	\$401.00	\$435.00	\$527.00	\$456.00
WALL MOUNTED, ENCLOSED DIRECTORIES Plexi-Glass Enclosed						
WSE61-1114	11" x 14"	6 lbs	\$223.00	\$248.00	\$310.00	\$269.00
WSE61-1411	14" x 11"	6 lbs	\$223.00	\$248.00	\$310.00	\$269.00
WSE61-2214	22" x 14"	7 lbs	\$327.00	\$356.00	—	\$378.00
WSE61-2822	28" x 22"	8 lbs	\$435.00	\$466.00	\$561.00	\$487.00
COUNTER STANDING, OPEN FACE DIRECTORIES						
CS61-1114	11" x 14"	5 lbs	\$223.00	\$253.00	\$352.00	\$243.00
CS61-1411	14" x 11"	5 lbs	\$223.00	\$253.00	\$352.00	\$243.00
COUNTER STANDING, ENCLOSED DIRECTORIES Plexi-Glass Enclosed						
CSE611114	11" x 14"	6 lbs	\$253.00	\$284.00	\$383.00	\$306.00
CSE611411	14" x 11"	6 lbs	\$253.00	\$284.00	\$383.00	\$306.00
CHANGEABLE, WHITE PLASTIC LETTERS & STORAGE BOX						
Item.	Description	Size	Wt	Price		
CPL5	120 Assorted	1/2" Characters	1/2 lb	\$ 35.00		
CPL75	150 Assorted	3/4" Characters	1/2 lb	\$ 35.00		
CPL10	132 Assorted	1" Characters	1/2 lb	\$ 35.00		
CPL15	80 Assorted	1 1/2" Characters	1/2 lb	\$ 41.00		
CPLB	Compartmented, Labeled Storage Box		1 lb	\$ 50.00		

* Specify Designer Color Finish Code from page 2 when ordering.



Coat Hanging Equipment

Modular, Rugged All Aluminum Clothing Racks

CATALOG PAGES 58 - 59



Length	501SA 1 Shelf w/Hanger Bar Cap: 4 coats per ft. Satin Aluminum	501GA 1 Shelf w/Hanger Bar Cap: 4 coats per ft. Anodized Brass	502SA 2 Shelves w/Hanger Bar Cap: 4 coats per ft. Satin Aluminum	8000BSA 2 Shelves w/ Hook Strip & Hanger Bar. Cap: 8 coats per ft. Satin Aluminum	8000CSA 1 Shelf w/Hook Strip & Hanger Bar. Cap: 8 coats per ft. Satin Aluminum	9000CSA 1 Shelf w/3 Hook Strips Cap: 12 Coats Per ft. Satin Aluminum
24"	\$ 156.00	\$ 231.00	\$ 254.00	\$ 276.00	\$ 191.00	\$ 202.00
30"	\$ 164.00	\$ 261.00	\$ 279.00	\$ 305.00	\$ 202.00	\$ 233.00
36"	\$ 183.00	\$ 277.00	\$ 309.00	\$ 341.00	\$ 209.00	\$ 264.00
48"	\$ 233.00	\$ 381.00	\$ 453.00	\$ 454.00	\$ 305.00	\$ 352.00
54"	\$ 254.00	\$ 404.00	\$ 480.00	\$ 479.00	\$ 327.00	\$ 378.00
60"	\$ 272.00	\$ 421.00	\$ 489.00	\$ 517.00	\$ 349.00	\$ 401.00
66"	\$ 276.00	\$ 436.00	\$ 517.00	\$ 543.00	\$ 358.00	\$ 428.00
72"	\$ 294.00	\$ 464.00	\$ 523.00	\$ 570.00	\$ 378.00	\$ 457.00
78"	\$ 341.00	\$ 538.00	\$ 621.00	\$ 664.00	\$ 436.00	\$ 511.00
84"	\$ 349.00	\$ 556.00	\$ 644.00	\$ 695.00	\$ 457.00	\$ 532.00
90"	\$ 356.00	\$ 590.00	\$ 711.00	\$ 733.00	\$ 480.00	\$ 570.00
96"	\$ 358.00	\$ 608.00	\$ 718.00	\$ 745.00	\$ 489.00	\$ 595.00

Longer Lengths Are Available, Please Inquire. To Order Specify: 1) Item Number 2) Length 3) Finish

Solid Aluminum Hangers

CATALOG PAGES 60 - 61



Open Loop	Closed Loop	Finish / Size	Price Each
16SA	16SA-CL	Satin aluminum 3/16" x 1/2" x 17"	\$15.00
1600SA	1600SA-CL	Satin aluminum 3/16" x 5/16" x 17"	\$ 8.50
1600GA	1600GA-CL	Anodized brass 3/16" x 5/16" x 17"	\$16.00

Coat Hanging Equipment

Wardrobe Racks - All Satin Aluminum

CATALOG PAGES 60 - 61



Item	Coat Capacity	Length	Height	Width	Weight	Price
WARDROBE RACKS						
134SA	32 - 40	4'	64"	22"	16 lbs	\$428.00
135SA	40 - 50	5'	64"	22"	16 lbs	\$497.00
234SA	32 - 40	4'	64"	22"	21 lbs	\$355.00
624SA	16 - 20	4'	64"	20"	21 lbs	\$322.00
723SA	12 - 15	3'	64"	22"	15 lbs	\$304.00
724SA	16 - 20	4'	64"	22"	16 lbs	\$350.00
725SA	20 - 25	5'	64"	22"	18 lbs	\$395.00

Coat Trees, Coat Hooks

CATALOG PAGES 62 - 63



Item	Description	Hooks	Height	Base	Post	Weight	Satin Aluminum (SA)	Satin Brass (BE)
COAT TREES - All Aluminum								
302	Satin Aluminum	8	69"	14"	1.0"	19 lbs.	\$202.00	—
351	Satin Aluminum	8	69"	14"	1.5"	24 lbs.	\$193.00	\$236.00



Item	Description	Hooks	Height	Width	Depth	Weight	Satin Aluminum (SA)	Satin Brass (BE)
COAT HOOKS - All Aluminum								
D1	Knob Hook	1	2½"	3½"	2¼"	1 lb	\$ 35.00	\$ 39.00
D2	Knob Hooks	2	2½"	8½"	2¼"	2 lb	\$ 68.00	\$ 74.00
D3	Knob Hooks	3	2½"	16"	2¼"	3 lb	\$102.00	\$106.00
AL3	Hook Panel	3 Dbl.	4"	12"	3½"	3 lb	\$ 69.00	—
224	Hook Strip	8	2"	24"	1½"	1 lb	\$ 54.00	—
230	Hook Strip	10	2"	30"	1½"	1 lb	\$ 63.00	—
236	Hook Strip	12	2"	36"	1½"	1 lb	\$ 67.00	—
H12	Double Hooks	1 Dbl.	4"	1"	1½"	½ lb	\$ 16.00	\$ 21.00

Drop Boxes

Drop Boxes For Keys, Suggestions, Donations, Etc.

CATALOG PAGES 64 - 65



Item	Finish	Type	Description	Weight	Price
F1056MB	Mirror Brass	Drop Box	Floor Standing	31 lbs	\$ 700.00
C1056MB	Mirror Brass	Drop Box	Counter Mounted	4 lbs	\$ 425.00
W1056MB	Mirror Brass	Drop Box	Wall Mounted	5 lbs	\$ 468.00
SC200MB	Mirror Brass	Card Holder Attachment w/50 suggestion cards		1 lb	\$ 61.00
SC100		Replacement Cards 100 per set		1 lb	\$ 24.00

When ordering a 1056 Series Drop Box, please specify lettering: **KEY DROP**, **SUGGESTIONS**, **EXPRESS CHECKOUT** or **COMMENTS**.

F1055*	Designer Colors	Multipurpose	Floor Standing	33 lbs	\$ 485.00
C1055*	Designer Colors	Multipurpose	Counter Mounted	6 lbs	\$ 279.00
W1055*	Designer Colors	Multipurpose	Wall Mounted	6 lbs	\$ 279.00
SC200*	Designer Colors	Card Holder Attachment w/50 suggestion cards		1 lb	\$ 61.00
SC100		Replacement Cards 100 per set		1 lb	\$ 24.00

The 1055 Series Drop Boxes include 5 Decals: **key drop**, **donations**, **suggestions**, **express checkout** and **mail drop**.

* Specify Designer Color Finish Code from page 2 when ordering.

Planters

Decorative Planters

CATALOG PAGE 66



Item	Diameter	Height	Weight	Satin Aluminum (SA)	Satin Brass (BE)	Designer Colors (*)
PLANTERS						
P61211	12"	11"	7 lbs	\$ 133.00	\$ 133.00	\$ 97.00
P61514	15"	14"	9 lbs	\$ 200.00	\$ 200.00	\$ 151.00
P61523	15"	23"	11 lbs	\$ 295.00	\$ 295.00	\$ 246.00
P61529	15"	29"	15 lbs	\$ 353.00	\$ 353.00	\$ 283.00
P62029	20"	29"	20 lbs	\$ 471.00	\$ 471.00	\$ 353.00

* Specify Designer Color Finish Code from page 2 when ordering.



TERMS AND CONDITIONS

Pricing - Prices are subject to change without notice. Prices shown are in U.S. dollars. Possession of this price list does not constitute an offer to sell.

Payment Terms - Net 30 days for accounts with established credit. For your convenience, we accept Visa, MasterCard and American Express.

Minimum Order - Glaro will honor orders of any size. Orders less than \$150.00 (list) are subject to a \$10.00 service charge.

Shipping - All orders are shipped complete. All shipments are F.O.B. factory, Hauppauge, NY 11788. Shipping charges are added to the invoice. We reserve the right to select the carrier unless a carrier is specified on your purchase order. Some products ship at the UPS dimensional rate.

Claims - All claims for noticeable damages, concealed damages or shortages, must be reported within 7 days of receipt.

Returns - A written Return Authorization (RA) is required and must be requested within 30 days of the original shipping date. The merchandise must be returned freight prepaid. Refused shipments will also incur a restocking charge for related freight.

Product Availability - Glaro is dedicated to a unique concept, "The Total Quick-Ship Program." Almost all orders ship complete within 48 hours.

Custom Products - Glaro's total in-house manufacturing capability enables us to design and produce custom products. We welcome all inquiries.

Product Specifications - Product specifications are subject to change without notice. Actual color of products may vary from the colors shown in our catalog due to the limitations of the printing process.

Warranty - All Glaro Products have a limited two (2) year warranty, from date of purchase, against defects in material or workmanship.

Glaro



**PROUDLY
MANUFACTURES
ALL PRODUCTS**
in the


USA

All Glaro products are manufactured and packaged in the USA using materials with Recycled Content and are 100% post consumer recyclable.



Glaro
made in the
USA

Since 1945



GLARO-PRODUCTS.COM

PO Box 1657, Matthews, North Carolina 28106

Toll Free: 888-512-1850

Tel: 832-476-4560

Fax: 631-240-9698

Email: Sales@Glaro-Products.com

Web: www.Glaro-Products.com

